



Organizations that have achieved
The Gold Seal of Approval® from
The Joint Commission®



Quality Report





Granville Health System

HCO ID: 2076
1010 College Street
Oxford, NC, 27565
(919) 690-3000
www.granvillemedical.com

Summary of Quality Information

Accreditation Programs

[View Accreditation History](#)



Accreditation Decision	Effective Date	Last Full Survey Date	Last On-Site Survey Date
Hospital Accredited	5/4/2019	9/7/2022	9/7/2022

Sites

Brantwood Nursing and Retirement Center

DBA: Brantwood Nursing and Retirement Center
1038 College Street
Oxford, NC, 27565

Available Services

- Dementia Care
- Rehabilitation Services
- Skilled Nursing Care

Granville Health System

DBA: Granville Medical Center
1010 College Street
Oxford, NC, 27565

Available Services

- CT Scanner (Imaging/Diagnostic Services)
- Ear/Nose/Throat Surgery (Surgical Services)
- EEG/EKG/EMG Lab (Imaging/Diagnostic Services)
- Gastroenterology (Surgical Services)
- Gynecological Surgery (Surgical Services)
- Inpatient Unit (Inpatient)
- Interventional Radiology (Imaging/Diagnostic Services)
- Labor & Delivery (Inpatient)
- Magnetic Resonance Imaging (Imaging/Diagnostic Services)
- Medical /Surgical Unit (Inpatient)
- Medical ICU (Intensive Care Unit)
- Non-Sterile Medication Compounding (Inpatient)

- Normal Newborn Nursery (Inpatient)
- Nuclear Medicine (Imaging/Diagnostic Services)
- Ophthalmology (Surgical Services)
- Orthopedic Surgery (Surgical Services)
- Post Anesthesia Care Unit (PACU) (Inpatient)
- Sleep Laboratory (Sleep Laboratory)
- Sterile Medication Compounding (Inpatient)
- Teleradiology (Imaging/Diagnostic Services)
- Ultrasound (Imaging/Diagnostic Services)
- Urology (Surgical Services)

Other Clinics/Practices Located at This Site:

- Granville Primary Care Oxford

Granville Health System Behavioral Health Services







DBA: Granville Medical Center Behavioral Health Services
 102 Professional Park Drive
 Oxford, NC, 27565

Available Services

- Behavioral Health (Non 24 Hour Care - Adult)
- Behavioral Health (Non 24 Hour Care - Child/Youth)
- Eating Disorders
- Eating Disorders (Non 24 Hour Care - Adult)
- Family Support (Non 24 Hour Care)
- Peer Support (Non 24 Hour Care)

National Patient Safety Goals and National Quality Improvement Goals

Symbol Key

-  This organization achieved the best possible results
-  This organization's performance is above the target range/value
-  This organization's performance is similar to the target range/value
-  This organization's performance is below the target range/value
-  This measure is not applicable for this organization
-  Not displayed

Measures Footnote Key

1. The measure or measure set was not reported.
2. The measure set does not have an overall result.
3. The number is not enough for comparison purposes.
4. The measure meets the Privacy Disclosure Threshold rule.
5. The organization scored above 90% but was below most other organizations.
6. The measure results are not statistically valid.
7. The measure results are based on a sample of patients.
8. The number of months with measure data is below the reporting requirement.
9. The measure results are temporarily suppressed pending resubmission of updated data.
10. Test Measure: a measure being evaluated for reliability of the individual data elements or awaiting National Quality Forum Endorsement.
11. There were no eligible patients that met the denominator criteria.

The Joint Commission only reports measures endorsed by the [National Quality Forum](#).

* This information can also be viewed at [Hospital Compare](#).

** Indicates per 1000 hours of patient care.

*** The measure was not in effect for this quarter.

---- Null value or data not displayed.

Hospital	2019 National Patient Safety Goals	Nationwide Comparison:	Statewide Comparison:
Reporting Period: April 2020 - March 2021			
National Quality Improvement Goals:			
	Perinatal Care	National Comparison: 2	Statewide Comparison: 2

[New Changes to Quarterly Measure](#)

[Download Quarterly Measure Results](#)

The Joint Commission only reports measures endorsed by the [National Quality Forum](#).

* State results are not calculated for the National Patient Safety Goals.

National Quality Improvement Goals:

Granville Health System

HCO ID: 2076
1010 College Street
Oxford , NC, 27565

Measure Area	Nationwide	Statewide
Perinatal Care Compared to Other Joint Commission Accredited Organizations	2	2

Measure	Hospital Results	Nationwide		Statewide		Average Rate	Average Rate
		Top 10% Scored at Least	Average Rate	Top 10% Scored at Least	Average Rate		
Elective Delivery							
Read More See Quarterly Results	14% of 50 Eligible Patients	Nationwide Statewide	Top 10% Scored at Least	0%	2%	Average Rate	0% 2%

Quarterly Measure Results

Number of Eligible Patients

Rate

Nationwide Average

Apr - Jun 2020

50

19%

2%

Jul - Sep 2020

50

9%

2%

Oct - Dec 2020

4

4

2%

Jan - Mar 2021

50

0%

3%

Measure	Hospital Results	Nationwide Top 10% Scored at Least	Average Rate	Statewide Top 10% Scored at Least	Average Rate		
Cesarean Birth Read More See Quarterly Results	⊕ 0% of Eligible Patients	Nationwide Statewide	Top 10% Scored at Least	16%	25%	Average Rate	17% 23%

Quarterly Measure Results

Number of Eligible Patients

Rate

Nationwide Average

Apr - Jun 2020

1

1

25%

Jul - Sep 2020

1

1

25%

Oct - Dec 2020

1

1


26%

Jan - Mar 2021

1

1

25%

Measure	Hospital Results	Nationwide Top 10% Scored at Least	Average Rate	Statewide Top 10% Scored at Least	Average Rate		
Exclusive Breast Milk Feeding Read More See Quarterly Results	 16% of 227 Eligible Patients	Nationwide Statewide	Top 10% Scored at Least	71%	50%	Average Rate	64% 44%

Quarterly Measure Results

Number of Eligible Patients

Rate

Nationwide Average

Apr - Jun 2020

227

17%

53%

Jul - Sep 2020

227

23%

50%

Oct - Dec 2020

227

17%

49%

Jan - Mar 2021

227

8%

49%

Measure	Hospital Results	Nationwide Top 10% Scored at Least	Average Rate	Statewide Top 10% Scored at Least	Average Rate	Average Rate	
Unexpected Complications in Term Newborns per 1000 livebirths - Overall Rate Read More See Quarterly Results	 32% of 219 Eligible Patients	Nationwide Statewide	Top 10% Scored at Least	15%	31%	Average Rate	17% 28%

Quarterly Measure Results

Number of Eligible Patients

Rate

Nationwide Average

Apr - Jun 2020

219

16%

30%

Jul - Sep 2020

219

61%

31%

Oct - Dec 2020

219

34%

31%

Jan - Mar 2021

219

20%

31%

Measure	Hospital Results	Nationwide Top 10% Scored at Least	Average Rate	Statewide Top 10% Scored at Least	Average Rate		
Unexpected Complications in Term Newborns per 1000 livebirths - Severe Rate Read More See Quarterly Results	27% of 219 Eligible Patients	Nationwide Statewide	Top 10% Scored at Least	5%	13%	Average Rate	7% 12%

Quarterly Measure Results

Number of Eligible Patients

Rate

Nationwide Average

Apr - Jun 2020

219

16%

13%

Jul - Sep 2020

219

41%

13%

Oct - Dec 2020

219

34%

13%

Jan - Mar 2021

219

20%

13%

Measure	Hospital Results	Nationwide Top 10% Scored at Least	Average Rate	Statewide Top 10% Scored at Least	Average Rate		
Unexpected Complications in Term Newborns per 1000 livebirths - Moderate Rate Read More See Quarterly Results	 5% of 219 Eligible Patients	Nationwide Statewide	Top 10% Scored at Least	2%	18%	Average Rate	4% 17%

Quarterly Measure Results

Number of Eligible Patients

Rate

Nationwide Average

Apr - Jun 2020

219

0%

17%

Jul - Sep 2020

219

20%

18%

Oct - Dec 2020

219

0%

18%

Jan - Mar 2021

219

0%

18%